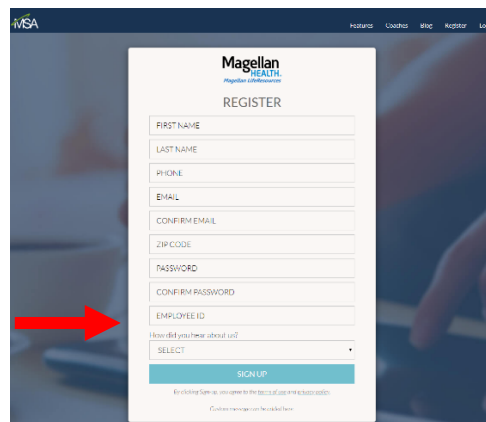


My Secure Advantage Job Aid (includes how to find Magellan employee ID)

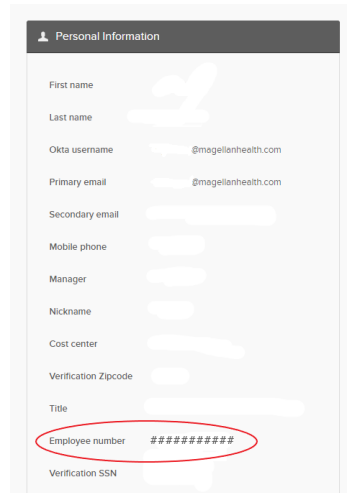

1. When you get to the [My Secure Advantage Landing page](#) first-time users need to register and returning users can log in.



2. The registration form asks for basic information and your Employee ID Number.



3. Your Employee ID number is on your badge. If you don't have a badge, then you can find the information in OKTA. Go to the Okta tile page and find your name in the top-right corner. Click on the triangle to the right of your name. Click "Settings" and scroll down to the employee ID number field.



If you need technical assistance, please call 888-724-2326.